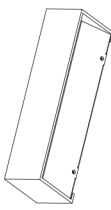






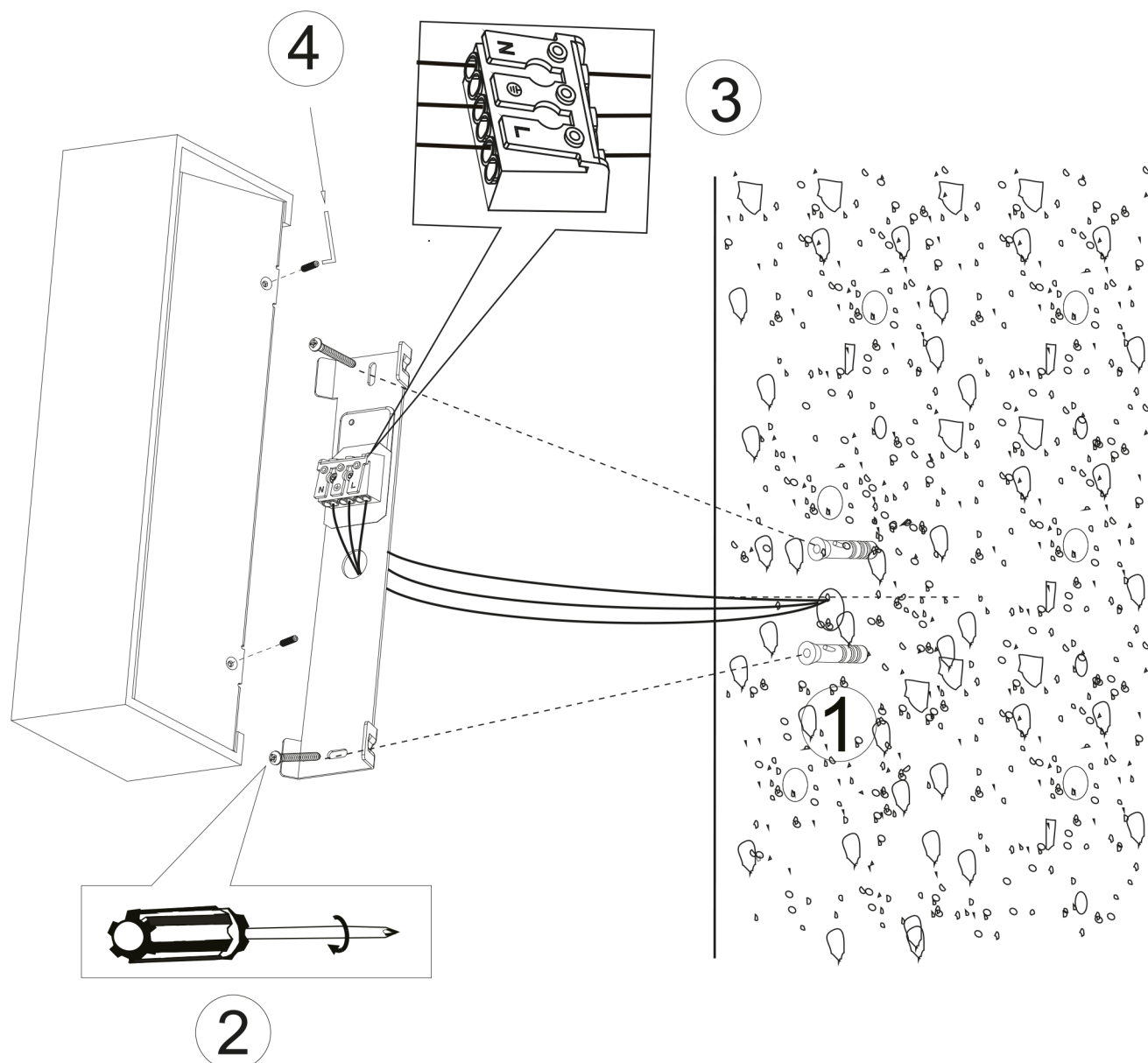
Schalten Sie den Strom aus, bevor Sie mit der Montage beginnen

Couper l'alimentation principale avant installation

Always turn off main power before installation

	Art.No	BULB/SOURCE
	36017	2x5W LED 3000K

	L =	Brun • Brown Braun • Brun Bruin • Marrón Marrone • Ruskea
	N =	Blå • Blue Blau • Bleu Blauw • Azul Blu • Sininen
		Grön/Gul • Green/Yellow Grün/Gelb • Vert/Jaune Groen/Geel • Verde/Amarillo Verde/Giallo • Vihreä/Keltainen



Installation får endast utföras av behörig elinstallatör.
Installation should be carried out by your local electrician.
Die Installation durch einen Fachmann vornehmen lassen.
L'installation doit être effectuée par un installateur qualifié.
We raden aan om de installatie door en erkend vakman te laten doen.
Debe ser instalado por un electricista cualificado.
L'installazione deve essere effettuata da un elettricista qualificato.
Asennuksen saa tehdä vain pätevä sähköasentaja.

