



# Entnahme Lichtquelle zur Überprüfung / Removal of light source for verification




1  
remove the Hexagonal nut




2



3




4  
remove the screw




5




6



1  
remove the Hexagonal nut



2



3  
remove the screw



4




# Entnahme Betriebsgerät zur Überprüfung / Removal of control gear for verification




1  
remove the screw and switch



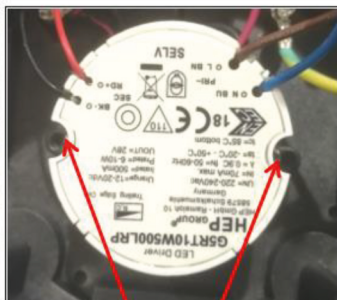
2  
remove the sleeve



3  
remove the black wire from switch



4  
take apart the red wire from terminal



5  
remove the screw